

Laser Pointer for Alignment Application

X Laser



Dot

Line

Cross





High Quality Laser Diode

Long Lifetime Over 10,000 hr

Adjustable Stand Unit Set

www.speedsolutiongroup.com

Laser unit specifications

Model	XLD6505	XLS6650	XLC6650	XLS6850
Laser Shape	Adjustable Dot 	Line 	Cross 	Adjustable Line 
Laser Diode	Mitsubishi			
Wave Length	650nm	660nm	660nm	635nm
Power Supply	3-5 Vdc			
Output Power	5 mW			
Lens Material	High Quality Glass Lens			
Body Material	Aviation Aluminum			
Operating Temperature	-10 C to +50 C			
Service Life	> 10,000 hours			
Dimension	22x80 mm	16x80 mm	22x80 mm	18x80 mm

The contents of this brochure may change without any notice. For more information about products, please contact your local representative.

High Quality Glass Lens



When focusing a laser beam to a minimum spot, the shape of a single element that most effectively reduces spherical aberration is called bescform

Set Unit



The laser unit bundled with adjustable fixture and power adaptor

Brand names and product names listed in this brochure are the trademarks or registered trademarks of their respective owners.

Speed Solution Group Ltd.,Part.

1023 TPS Building, Pattanakarn Rd.,
Suanluang, Suanluang, Bangkok 10250
Tel : 02-717-8168 to 9 Fax : 02-717-8167
Email : sales@speedsolutiongroup.com

Website <http://www.speedsolutiongroup.com>

X Laser

